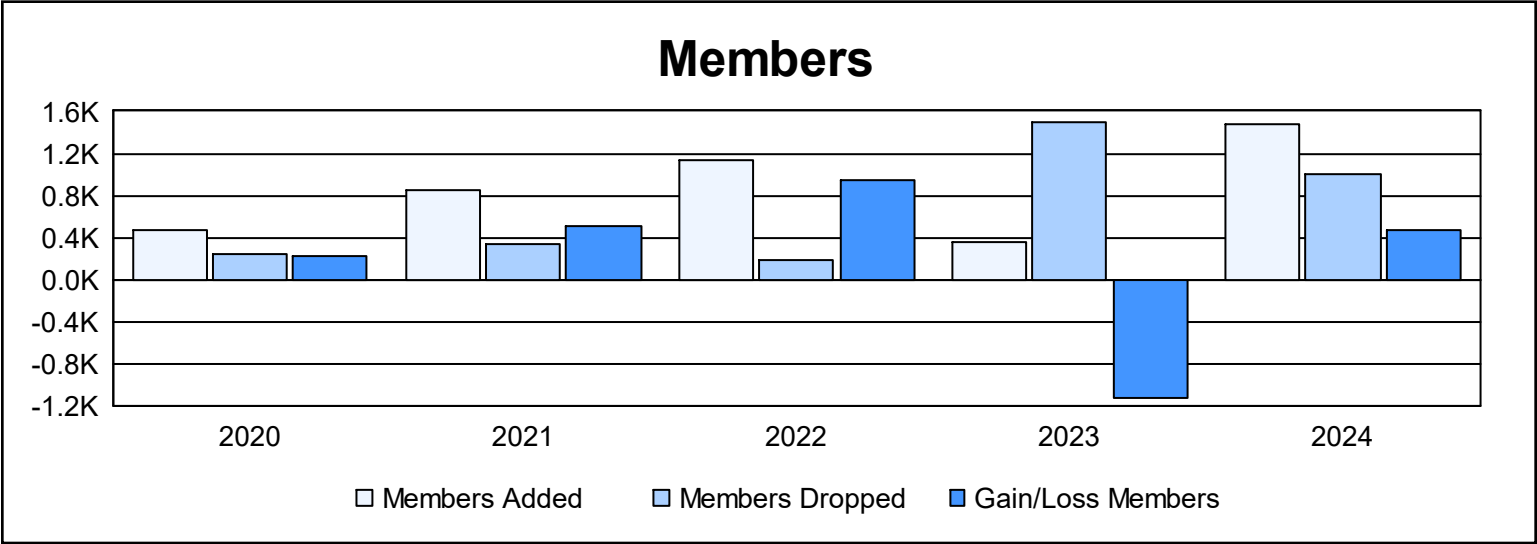
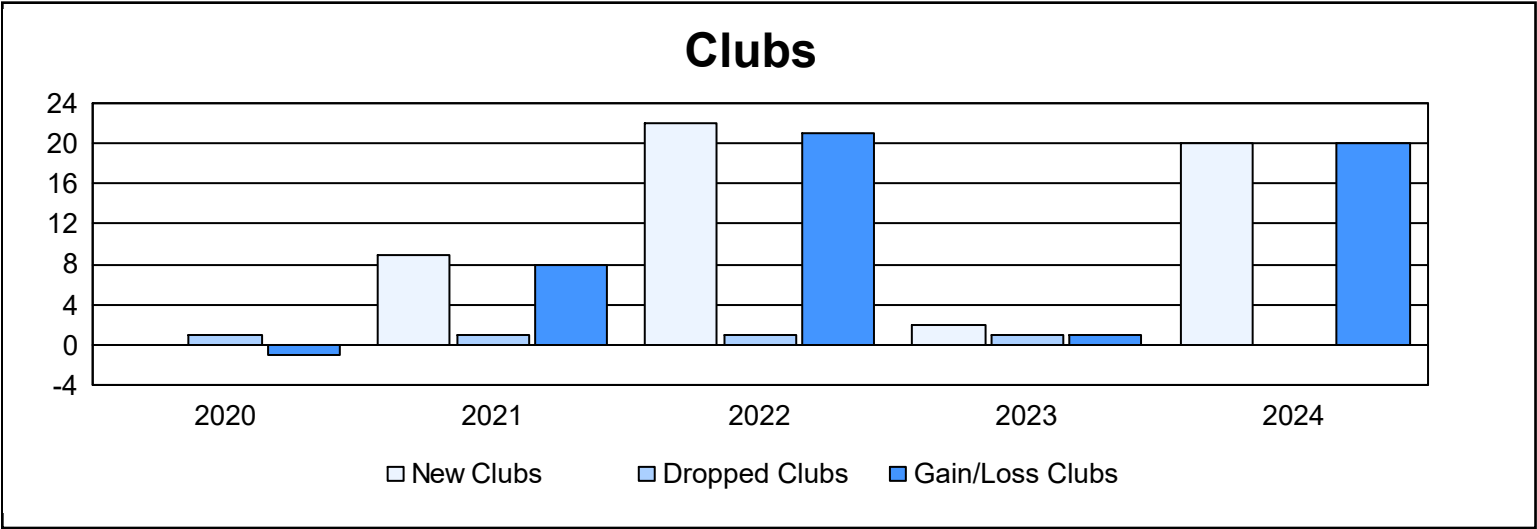
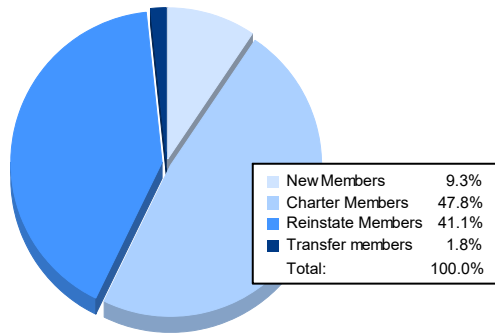


Year	New Clubs	Dropped Clubs	Gain/ Loss Clubs	New Members	Charter Members	Reinstate Members	Transfer Members	Total Member Added	Total Members Dropped	Gain/ Loss Members
2019-2020	0	1	-1	376	34	51	1	462	233	229
2020-2021	9	1	8	456	312	68	20	856	342	514
2021-2022	22	1	21	434	683	17	3	1,137	190	947
2022-2023	2	1	1	246	57	51	4	358	1,493	-1,135
2023-2024	20	0	20	137	704	605	26	1,472	999	473
Average	11	1	10	330	358	158	11	857	651	206



### Membership Composition June 2024 Cumulative



### Gender Composition June 2024 Cumulative

